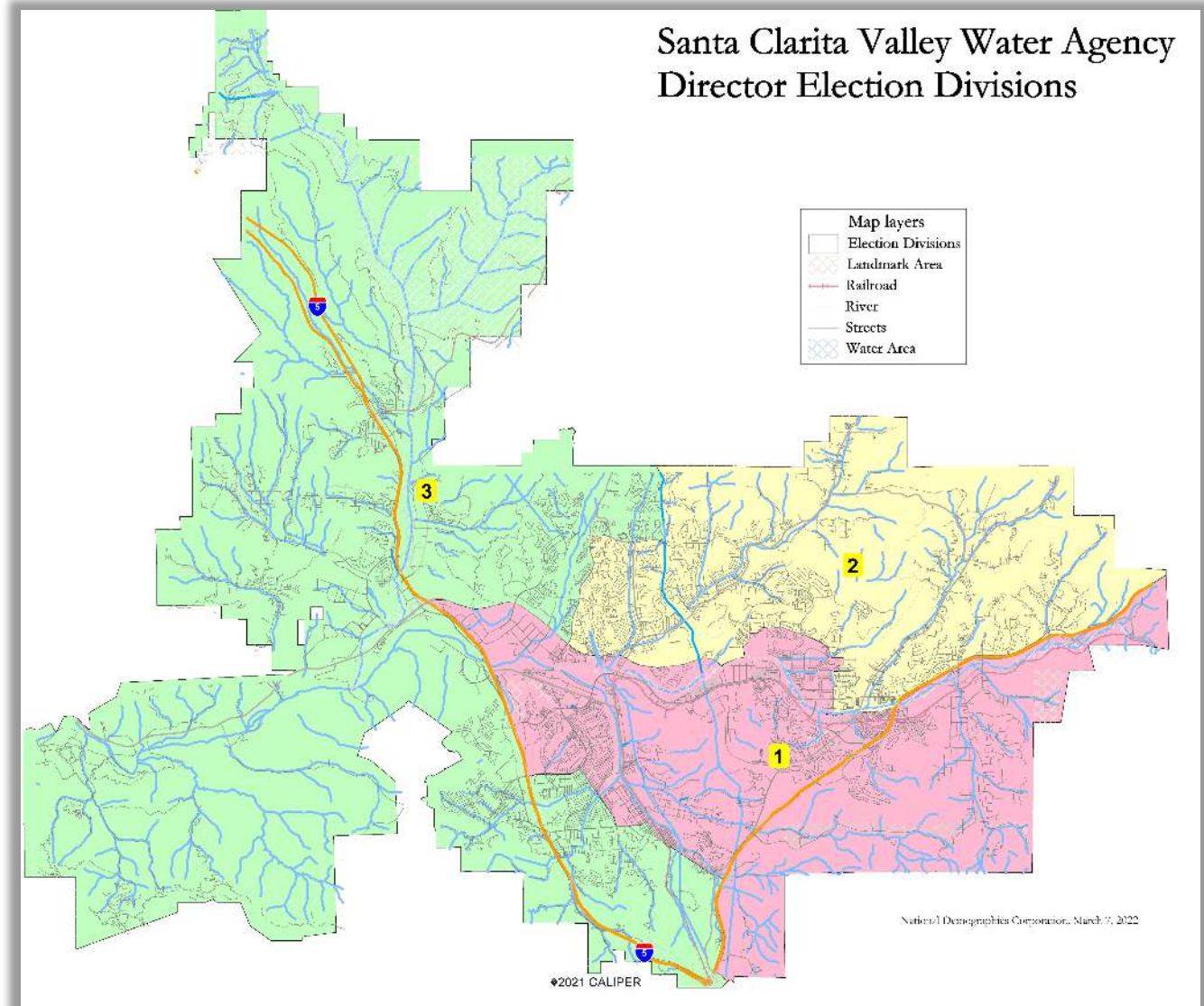


Santa Clarita Valley Water District 2021 Redistricting

Douglas Johnson, NDC

Joseph Byrne, BBK



Redistricting Rules and Goals

Federal Laws

Equal Population

Federal Voting Rights Act

No Racial Gerrymandering



Traditional Redistricting Principles

Communities of interest

Compact

Contiguous

Visible (Natural & man-made) boundaries

Respect voters' choices / continuity in office

Planned future growth

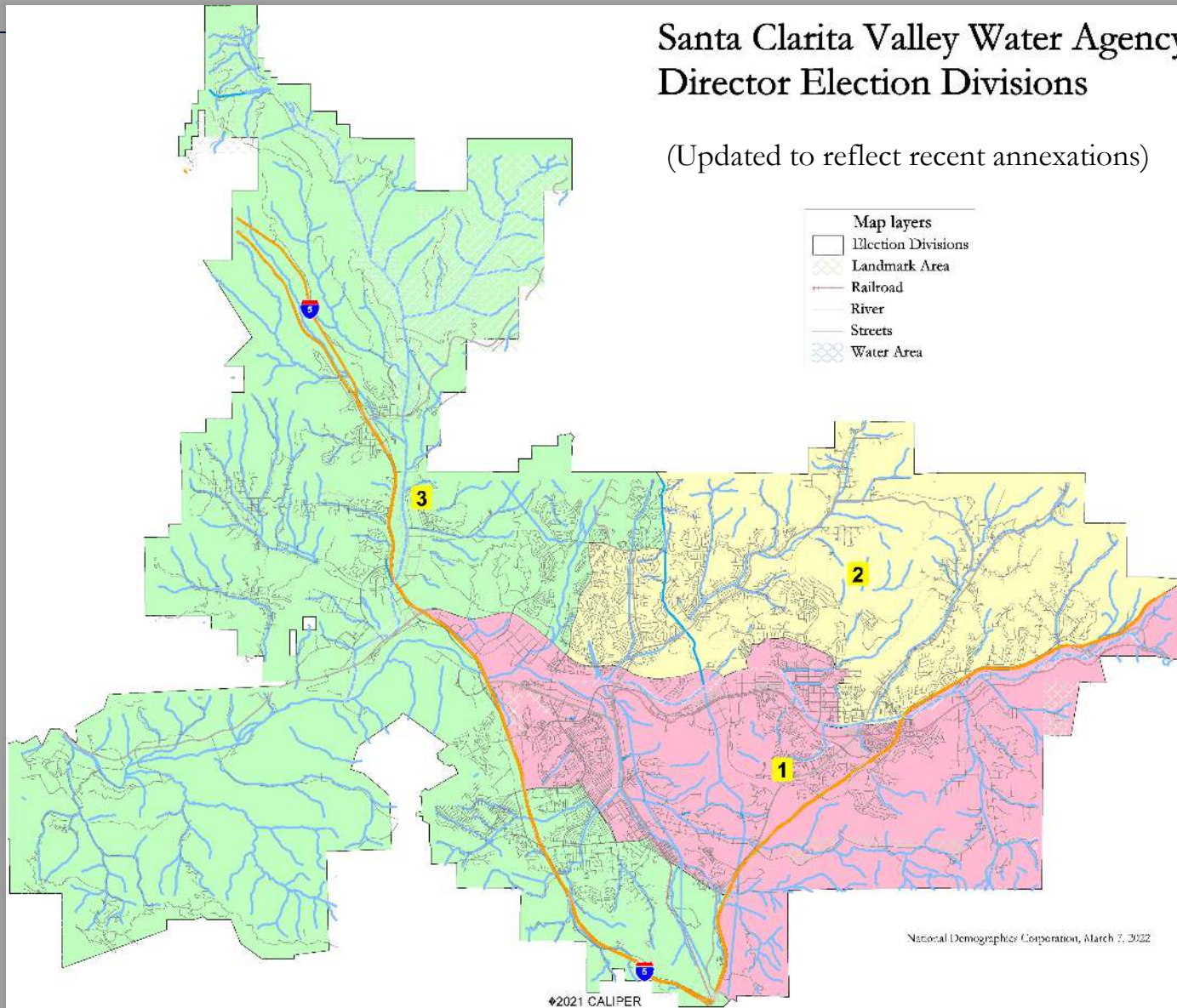
Minimize voters shifted to different election years

Preserving the core of existing election areas

Current Electoral Divisions

Santa Clarita Valley Water Agency Director Election Divisions

(Updated to reflect recent annexations)



New Census Data

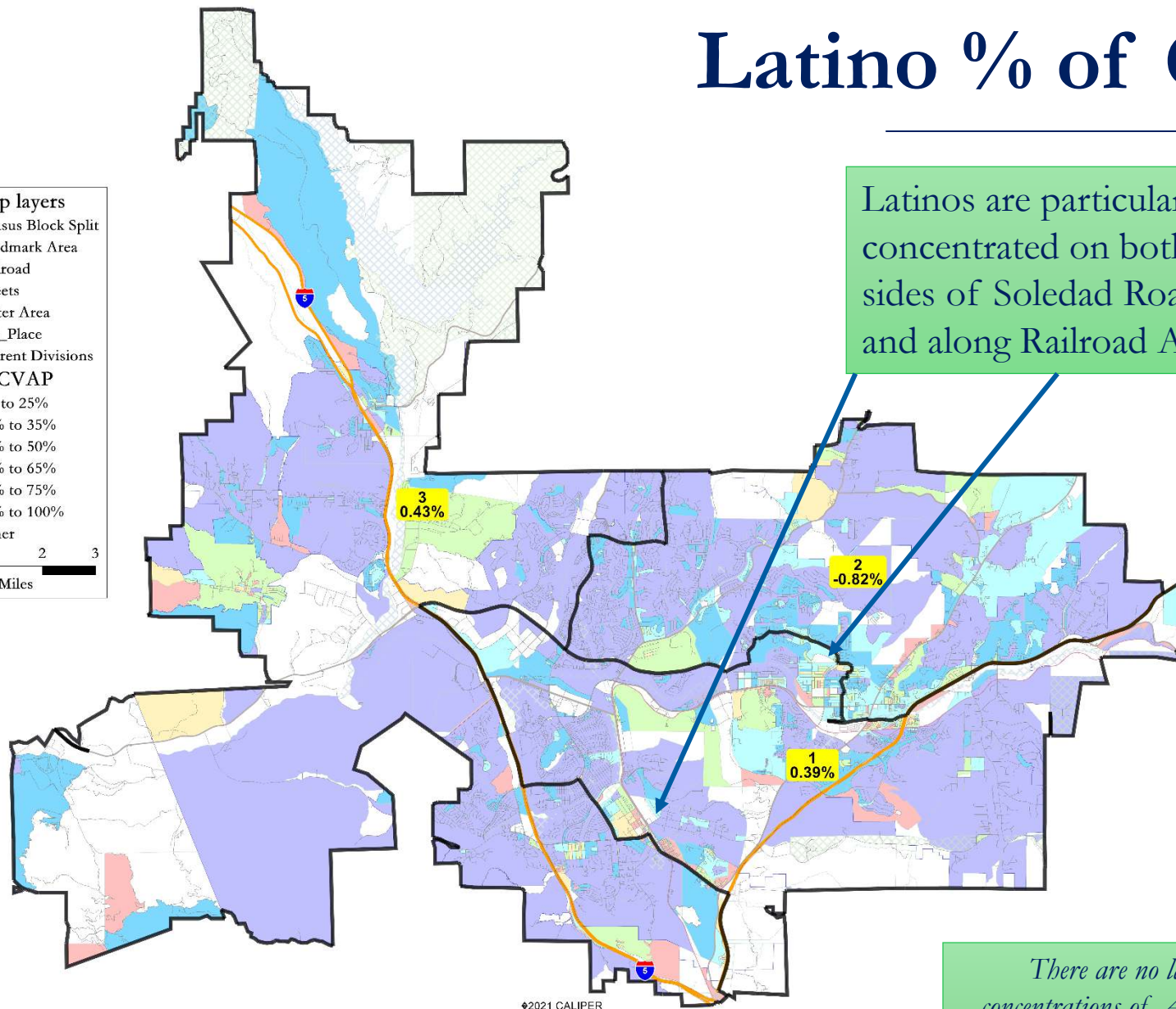
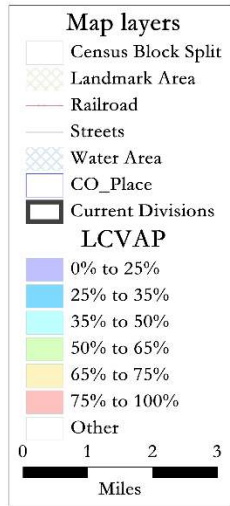
The current divisions are almost perfectly balanced in total population:

SCVWD Current Divisions					
District		1	2	3	Total
	Total Pop	95,698	94,541	95,730	285,969
	Deviation from ideal	375	-782	407	1,189
	% Deviation	0.39%	-0.82%	0.43%	1.25%

No division is close to having a Latino or other protected class majority (though Latinos have a notably higher voting strength in Division1):

Citizen Voting Age Pop	Total	57,845	61,502	62,717	182,064
	% Hisp	31%	26%	23%	27%
	% NH White	51%	57%	55%	55%
	% NH Black	5%	4%	6%	5%
	% Asian/Pac.Isl.	11%	11%	14%	12%

Latino % of CVAP



Latinos are particularly concentrated on both sides of Soledad Road and along Railroad Ave.

There are no large geographic concentrations of Asian-Americans or African-Americans.

Timeline and Next Steps

- January: Public hearing to receive input from public and Board.
- February: Additional public hearing to receive input from public and Board and consider draft map(s).
- March: 15th discussion and Board action.
- Map must be approved and submitted to the County by April 17, 2022.

